



District Report Card: 2017


State: Goa	District: North Goa
Class: 8	Subject: Mathematics
Schools: 43	Students: 895


Participation/Coverage


Students

GENDER 	Boys		Girls	
	Number	%	Number	%
	482	53.85	413	46.15

AREA 	Rural		Urban	
	Number	%	Number	%
	816	91.17	79	8.83

CATEGORY 	SC		ST		OBC		GEN	
	Number	%	Number	%	Number	%	Number	%
	21	2.35	72	8.04	146	16.31	656	73.30

CWSN 	LD	VI	HI	S&LD	ID	Oth
	0	0	0	1	0	13

Management 	Government		Government-aided	
	Number	%	Number	%
	895	100.00	0	0.00

Average Performance of Students in Mathematics (%)

Overall	Gender		Area		Management		Social Group			
	Male	Female	Rural	Urban	Govt.	Aided	SC	ST	OBC	GEN
30.23	30.57	29.83	30.78	24.56	30.23	0.00	29.21	30.74	30.05	30.24

Performance on Learning Outcomes (LOs)

Learning Outcomes	Description	Average Performance(%)
M601	Solves problems involving large numbers by applying appropriate operations	25.67
M606	Solves problems on daily life situations involving addition and subtraction of fractions / decimals	17.86
M620	Finds out the perimeter and area of rectangular objects in the surroundings like floor of the class room, surfaces of a chalk box etc.	25.32
M621	Arranges given/collected information in the form of table, pictograph and bar graph and interprets them	22.10
M702	Interprets the division and multiplication of fractions	30.28
M705	Solves problems related to daily life situations involving rational numbers	23.46
M706	Uses exponential form of numbers to simplify problems involving multiplication and division of large numbers	19.46
M707	Adds/subtracts algebraic expressions	28.49
M710	Solves problems related to conversion of percentage to fraction and decimal and vice versa	19.91
M717	Finds out approximate area of closed shapes by using unit square grid/graph sheet	28.57
M719	Finds various representative values for simple data from her/his daily life contexts like mean, median and mode	49.22
M721	Interprets data using bar graph	44.52
M801	Generalizes properties of addition, subtraction, multiplication and division of rational numbers through patterns	26.85
M802	Finds rational numbers between two given rational numbers	26.85
M803	Proves divisibility rules of 2, 3, 4, 5, 6, 9 and 11	33.93
M804	Finds squares, cubes, square roots and cube roots of numbers using different methods	25.50
M808	Uses various algebraic identities in solving problems of daily life	44.30
M812	Verifies properties of parallelogram and establishes the relationship between them through reasoning	28.74
M818	Finds surface area and volume of cuboidal and cylindrical object	31.54
M819	Draws and interprets bar charts and pie charts	32.74

Range of Performance of Students who Answered Correctly							
Below 30%		30% - 50%		50% - 75%		Above 75%	
Number	%	Number	%	Number	%	Number	%
473	52.85	358	40.00	63	7.04	1	0.11

Lowest Performing Learning Outcomes (LOs)

- 1 - Solves problems on daily life situations involving addition and subtraction of fractions / decimals (17.86)
- 2 - Uses exponential form of numbers to simplify problems involving multiplication and division of large numbers (19.46)
- 3 - Solves problems related to conversion of percentage to fraction and decimal and vice versa (19.91)

- 4 - Arranges given/collected information in the form of table, pictograph and bar graph and interprets them (22.10)
- 5 - Solves problems related to daily life situations involving rational numbers (23.46)